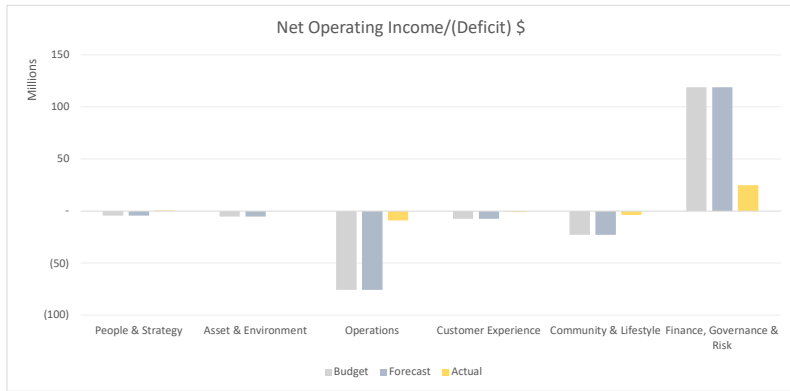


Operating Exec Summary

August, 2024



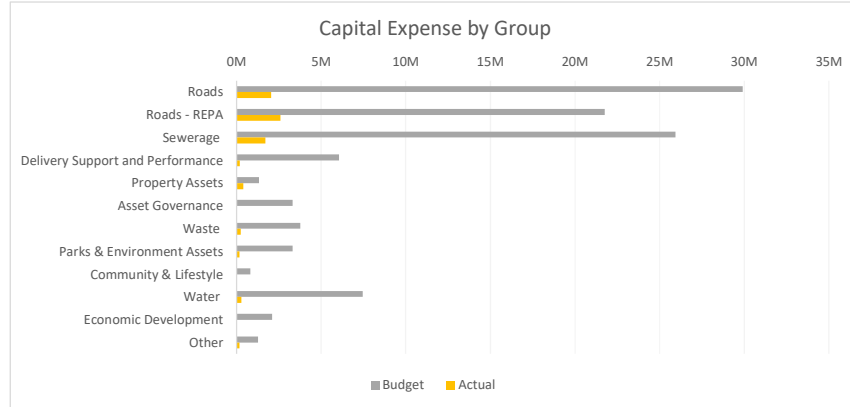
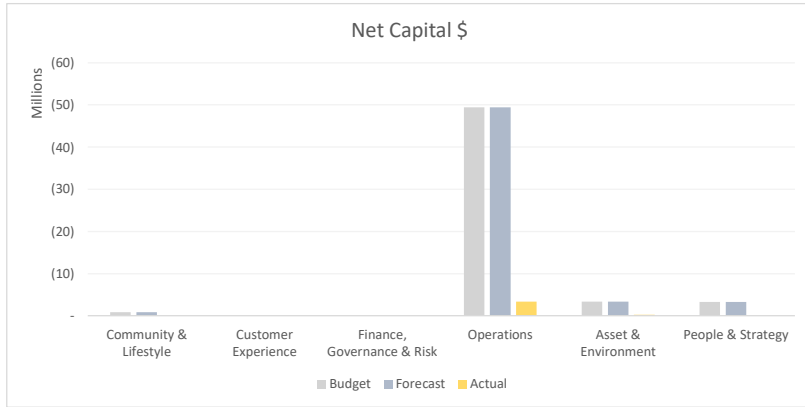
| Business Units             | Operating Income - \$ |                    |                   |                       |                         | Operating Expense - \$ |                      |                     |                       |                         | Depreciation - \$   |                     |                    |                       |                         | Net Operating Income/(Deficit) - \$ |                  |                   |                       |                         |
|----------------------------|-----------------------|--------------------|-------------------|-----------------------|-------------------------|------------------------|----------------------|---------------------|-----------------------|-------------------------|---------------------|---------------------|--------------------|-----------------------|-------------------------|-------------------------------------|------------------|-------------------|-----------------------|-------------------------|
|                            | Budget                | Forecast           | Actual            | Actual as % of Budget | Actual as % of Forecast | Budget                 | Forecast             | Actual              | Actual as % of Budget | Actual as % of Forecast | Budget              | Forecast            | Actual             | Actual as % of Budget | Actual as % of Forecast | Budget                              | Forecast         | Actual            | Actual as % of Budget | Actual as % of Forecast |
| People & Strategy          | 42,303,096            | 42,303,096         | 7,161,315         | 17%                   | 17%                     | (46,179,613)           | (46,179,613)         | (6,485,650)         | 14%                   | 14%                     | (437,953)           | (437,953)           | (76,248)           | 17%                   | 17%                     | (4,314,470)                         | (4,314,470)      | 599,417           | -14%                  | -14%                    |
| Asset & Environment        | 10,413,298            | 10,413,298         | 1,826,027         | 18%                   | 18%                     | (14,971,823)           | (14,971,823)         | (1,914,873)         | 13%                   | 13%                     | (725,393)           | (725,393)           | (22,181)           | 3%                    | 3%                      | (5,283,918)                         | (5,283,918)      | (111,027)         | 2%                    | 2%                      |
| Operations                 | 139,721,580           | 139,721,580        | 24,113,022        | 17%                   | 17%                     | (160,614,974)          | (160,614,974)        | (24,737,200)        | 15%                   | 15%                     | (54,775,163)        | (54,775,163)        | (8,398,696)        | 15%                   | 15%                     | (75,668,557)                        | (75,668,557)     | (9,022,874)       | 12%                   | 12%                     |
| Customer Experience        | 11,862,353            | 11,862,353         | 2,158,002         | 18%                   | 18%                     | (19,487,020)           | (19,487,020)         | (3,039,579)         | 16%                   | 16%                     | (49,048)            | (49,048)            | (6,737)            | 14%                   | 14%                     | (7,673,715)                         | (7,673,715)      | (888,314)         | 12%                   | 12%                     |
| Community & Lifestyle      | 3,649,553             | 3,649,553          | 377,827           | 10%                   | 10%                     | (25,100,290)           | (25,100,290)         | (4,096,206)         | 16%                   | 16%                     | (1,312,966)         | (1,312,966)         | (244,719)          | 19%                   | 19%                     | (22,763,703)                        | (22,763,703)     | (3,963,097)       | 17%                   | 17%                     |
| Finance, Governance & Risk | 133,595,870           | 133,595,870        | 27,286,136        | 20%                   | 20%                     | (14,746,460)           | (14,746,460)         | (2,635,253)         | 18%                   | 18%                     | (124,712)           | (124,712)           | (13,289)           | 11%                   | 11%                     | 118,724,698                         | 118,724,698      | 24,637,594        | 21%                   | 21%                     |
| <b>Total</b>               | <b>341,545,749</b>    | <b>341,545,749</b> | <b>62,922,329</b> |                       |                         | <b>(281,100,179)</b>   | <b>(281,100,179)</b> | <b>(42,908,759)</b> |                       |                         | <b>(57,425,235)</b> | <b>(57,425,235)</b> | <b>(8,761,870)</b> |                       |                         | <b>3,020,335</b>                    | <b>3,020,335</b> | <b>11,251,699</b> |                       |                         |

|   | Operating Income - \$ |                    |                   |                       |                         | Operating Expense - \$ |                      |                     |                       |                         | Depreciation - \$   |                     |                    |                       |                         | Net Operating Income/(Deficit) - \$ |                     |                    |                       |                         |
|---|-----------------------|--------------------|-------------------|-----------------------|-------------------------|------------------------|----------------------|---------------------|-----------------------|-------------------------|---------------------|---------------------|--------------------|-----------------------|-------------------------|-------------------------------------|---------------------|--------------------|-----------------------|-------------------------|
|   | Budget                | Forecast           | Actual            | Actual as % of Budget | Actual as % of Forecast | Budget                 | Forecast             | Actual              | Actual as % of Budget | Actual as % of Forecast | Budget              | Forecast            | Actual             | Actual as % of Budget | Actual as % of Forecast | Budget                              | Forecast            | Actual             | Actual as % of Budget | Actual as % of Forecast |
| <b>Community &amp; Lifestyle Business Unit</b>      |                       |                    |                   |                       |                         |                        |                      |                     |                       |                         |                     |                     |                    |                       |                         |                                     |                     |                    |                       |                         |
| Brand and Communications                            | 4,416                 | 4,416              | 536               | 12%                   | 12%                     | (2,674,039)            | (2,674,039)          | (425,210)           | 16%                   | 16%                     | (3,517)             | (3,517)             | (458)              | 13%                   | 13%                     | (2,673,140)                         | (2,673,140)         | (425,132)          | 16%                   | 16%                     |
| Community & Lifestyle Administration                | 528,250               | 528,250            | 88,042            | 17%                   | 17%                     | (493,162)              | (493,162)            | (106,336)           | 22%                   | 22%                     | (35,088)            | (35,088)            | (5,960)            | 17%                   | 17%                     | -                                   | -                   | (24,254)           | -                     | -                       |
| Community Development and Partnerships              | 625,887               | 625,887            | 54,182            | 9%                    | 9%                      | (5,852,424)            | (5,852,424)          | (1,276,611)         | 22%                   | 22%                     | (274,518)           | (274,518)           | (101,140)          | 37%                   | 37%                     | (5,501,055)                         | (5,501,055)         | (1,323,570)        | 24%                   | 24%                     |
| Corporate & Community Projects                      | -                     | -                  | -                 | -                     | -                       | (1,065,180)            | (1,065,180)          | (110,694)           | 10%                   | 10%                     | -                   | -                   | -                  | -                     | -                       | (1,065,180)                         | (1,065,180)         | (110,694)          | 10%                   | 10%                     |
| Events and Entertainment                            | 1,930,550             | 1,930,550          | 184,235           | 10%                   | 10%                     | (6,924,269)            | (6,924,269)          | (1,002,391)         | 14%                   | 14%                     | (419,845)           | (419,845)           | (61,381)           | 15%                   | 15%                     | (5,413,564)                         | (5,413,564)         | (879,537)          | 16%                   | 16%                     |
| Regional Art Gallery                                | 110,100               | 110,100            | 34,216            | 31%                   | 31%                     | (1,794,311)            | (1,794,311)          | (270,444)           | 15%                   | 15%                     | (130,069)           | (130,069)           | (17,107)           | 13%                   | 13%                     | (1,814,280)                         | (1,814,280)         | (253,334)          | 14%                   | 14%                     |
| Regional Libraries                                  | 424,750               | 424,750            | 13,456            | 3%                    | 3%                      | (3,832,453)            | (3,832,453)          | (593,511)           | 15%                   | 15%                     | (295,998)           | (295,998)           | (39,519)           | 13%                   | 13%                     | (3,703,702)                         | (3,703,702)         | (619,574)          | 17%                   | 17%                     |
| Tondon Botanic Gardens                              | 25,600                | 25,600             | 3,160             | 12%                   | 12%                     | (2,464,452)            | (2,464,452)          | (311,009)           | 13%                   | 13%                     | (153,931)           | (153,931)           | (19,153)           | 12%                   | 12%                     | (2,592,783)                         | (2,592,783)         | (327,002)          | 13%                   | 13%                     |
| <b>Total</b>  | <b>3,649,553</b>      | <b>3,649,553</b>   | <b>377,827</b>    |                       |                         | <b>(25,100,290)</b>    | <b>(25,100,290)</b>  | <b>(4,096,206)</b>  |                       |                         | <b>(1,312,966)</b>  | <b>(1,312,966)</b>  | <b>(244,719)</b>   |                       |                         | <b>(22,763,704)</b>                 | <b>(22,763,704)</b> | <b>(3,963,097)</b> |                       |                         |
| <b>Customer Experience Business Unit</b>            |                       |                    |                   |                       |                         |                        |                      |                     |                       |                         |                     |                     |                    |                       |                         |                                     |                     |                    |                       |                         |
| Biosecurity and Environmental Health                | 372,988               | 372,988            | 81,939            | 22%                   | 22%                     | (3,203,749)            | (3,203,749)          | (508,027)           | 16%                   | 16%                     | (311)               | (311)               | (53)               | 17%                   | 17%                     | (2,831,072)                         | (2,831,072)         | (426,141)          | 15%                   | 15%                     |
| Call Centre   | 177,096               | 177,096            | 29,516            | 17%                   | 17%                     | (177,096)              | (177,096)            | (2,005)             | 1%                    | 1%                      | -                   | -                   | -                  | -                     | -                       | -                                   | -                   | 27,511             | -                     | -                       |
| Customer Experience Administration                  | 455,242               | 455,242            | 75,874            | 17%                   | 17%                     | (455,242)              | (455,242)            | (55,601)            | 12%                   | 12%                     | -                   | -                   | -                  | -                     | -                       | -                                   | -                   | 20,273             | -                     | -                       |
| Customer Solutions                                  | 7,037,656             | 7,037,656          | 1,144,311         | 16%                   | 16%                     | (7,792,056)            | (7,792,056)          | (1,208,214)         | 16%                   | 16%                     | (44,301)            | (44,301)            | (5,882)            | 13%                   | 13%                     | (798,701)                           | (798,701)           | (69,785)           | 9%                    | 9%                      |
| Development Services                                | 2,620,730             | 2,620,730          | 847,023           | 32%                   | 32%                     | (3,631,051)            | (3,631,051)          | (543,068)           | 15%                   | 15%                     | -                   | -                   | -                  | -                     | -                       | (1,010,321)                         | (1,010,321)         | 303,955            | -30%                  | -30%                    |
| Local Laws  | 1,198,640             | 1,198,640          | (20,662)          | -2%                   | -2%                     | (4,227,825)            | (4,227,825)          | (722,664)           | 17%                   | 17%                     | (4,436)             | (4,436)             | (802)              | 18%                   | 18%                     | (3,033,621)                         | (3,033,621)         | (744,127)          | 25%                   | 25%                     |
| <b>Total</b>  | <b>11,862,353</b>     | <b>11,862,353</b>  | <b>2,158,002</b>  |                       |                         | <b>(19,487,020)</b>    | <b>(19,487,020)</b>  | <b>(3,039,579)</b>  |                       |                         | <b>(49,048)</b>     | <b>(49,048)</b>     | <b>(6,737)</b>     |                       |                         | <b>(7,673,715)</b>                  | <b>(7,673,715)</b>  | <b>(888,314)</b>   |                       |                         |
| <b>Finance, Governance &amp; Risk Business Unit</b> |                       |                    |                   |                       |                         |                        |                      |                     |                       |                         |                     |                     |                    |                       |                         |                                     |                     |                    |                       |                         |
| Contracts & Procurement                             | 2,651,444             | 2,651,444          | 441,907           | 17%                   | 17%                     | (2,651,444)            | (2,651,444)          | (450,543)           | 17%                   | 17%                     | -                   | -                   | -                  | -                     | -                       | -                                   | -                   | (8,636)            | -                     | -                       |
| Disaster Management                                 | 61,740                | 61,740             | 34,678            | 56%                   | 56%                     | (766,920)              | (766,920)            | (170,612)           | 22%                   | 22%                     | (123,818)           | (123,818)           | (13,137)           | 11%                   | 11%                     | (828,998)                           | (828,998)           | (149,071)          | 18%                   | 18%                     |
| Ethics, Integrity and Audit                         | -                     | -                  | -                 | -                     | -                       | (471,166)              | (471,166)            | (78,204)            | 17%                   | 17%                     | -                   | -                   | -                  | -                     | -                       | (471,166)                           | (471,166)           | (78,204)           | 17%                   | 17%                     |
| Finance   | 3,630,956             | 3,630,956          | 605,158           | 17%                   | 17%                     | (3,630,956)            | (3,630,956)          | (425,175)           | 12%                   | 12%                     | -                   | -                   | -                  | -                     | -                       | -                                   | -                   | 179,983            | -                     | -                       |
| Finance, Governance & Risk Administration           | 409,547               | 409,547            | 68,258            | 17%                   | 17%                     | (409,547)              | (409,547)            | (78,269)            | 19%                   | 19%                     | -                   | -                   | -                  | -                     | -                       | -                                   | -                   | (10,011)           | -                     | -                       |
| Governance  | 3,950                 | 3,950              | -                 | 0%                    | 0%                      | (2,884,484)            | (2,884,484)          | (627,826)           | 22%                   | 22%                     | (894)               | (894)               | (152)              | 17%                   | 17%                     | (2,881,428)                         | (2,881,428)         | (627,978)          | 22%                   | 22%                     |
| Legal Services                                      | -                     | -                  | -                 | -                     | -                       | (579,666)              | (579,666)            | (125,697)           | 22%                   | 22%                     | -                   | -                   | -                  | -                     | -                       | (579,666)                           | (579,666)           | (125,697)          | 22%                   | 22%                     |
| Revenue Services                                    | 3,224,487             | 3,224,487          | 512,818           | 16%                   | 16%                     | (3,224,487)            | (3,224,487)          | (463,673)           | 14%                   | 14%                     | -                   | -                   | -                  | -                     | -                       | -                                   | -                   | 49,145             | -                     | -                       |
| Treasury  | 123,613,746           | 123,613,746        | 25,623,317        | 21%                   | 21%                     | (127,790)              | (127,790)            | (215,254)           | 168%                  | 168%                    | -                   | -                   | -                  | -                     | -                       | 123,485,956                         | 123,485,956         | 25,408,063         | 21%                   | 21%                     |
| <b>Total</b>  | <b>133,595,870</b>    | <b>133,595,870</b> | <b>27,286,136</b> |                       |                         | <b>(14,746,460)</b>    | <b>(14,746,460)</b>  | <b>(2,635,253)</b>  |                       |                         | <b>(124,712)</b>    | <b>(124,712)</b>    | <b>(13,289)</b>    |                       |                         | <b>118,724,698</b>                  | <b>118,724,698</b>  | <b>24,637,594</b>  |                       |                         |
| <b>Operations Business Unit</b>                     |                       |                    |                   |                       |                         |                        |                      |                     |                       |                         |                     |                     |                    |                       |                         |                                     |                     |                    |                       |                         |
| Delivery Support and Performance                    | 17,820,034            | 17,820,034         | 2,554,320         | 14%                   | 14%                     | (12,093,166)           | (12,093,166)         | (1,861,383)         | 15%                   | 15%                     | (3,877,929)         | (3,877,929)         | (664,770)          | 17%                   | 17%                     | 1,848,939                           | 1,848,939           | 28,166             | 2%                    | 2%                      |
| Maintenance   | 1,427,584             | 1,427,584          | 230,456           | 16%                   | 16%                     | (7,026,516)            | (7,026,516)          | (1,501,650)         | 21%                   | 21%                     | (703,226)           | (703,226)           | (94,587)           | 13%                   | 13%                     | (6,302,158)                         | (6,302,158)         | (1,365,781)        | 22%                   | 22%                     |
| Operations Administration                           | 491,585               | 491,585            | 81,931            | 17%                   | 17%                     | (491,585)              | (491,585)            | (84,810)            | 17%                   | 17%                     | -                   | -                   | -                  | -                     | -                       | -                                   | -                   | (2,879)            | -                     | -                       |
| Parks   | 2,041,878             | 2,041,878          | 359,501           | 18%                   | 18%                     | (21,065,677)           | (21,065,677)         | (3,119,213)         | 15%                   | 15%                     | (1,355,888)         | (1,355,888)         | (157,774)          | 12%                   | 12%                     | (20,379,687)                        | (20,379,687)        | (2,917,487)        | 14%                   | 14%                     |
| Roads   | 4,341,443             | 4,341,443          | 974,569           | 22%                   | 22%                     | (29,828,640)           | (29,828,640)         | (4,390,344)         | 15%                   | 15%                     | (29,275,818)        | (29,275,818)        | (4,528,104)        | 15%                   | 15%                     | (54,763,015)                        | (54,763,015)        | (7,943,879)        | 15%                   | 15%                     |
| Sewerage  | 38,998,824            | 38,998,824         | 7,041,810         | 18%                   | 18%                     | (20,374,278)           | (20,374,278)         | (3,097,551)         | 15%                   | 15%                     | (11,881,031)        | (11,881,031)        | (1,804,658)        | 15%                   | 15%                     | 6,743,515                           | 6,743,515           | 2,139,601          | 32%                   | 32%                     |
| Waste   | 26,977,049            | 26,977,049         | 4,575,246         | 17%                   | 17%                     | (24,924,986)           | (24,924,986)         | (3,803,609)         | 15%                   | 15%                     | (273,152)           | (273,152)           | (38,689)           | 14%                   | 14%                     | 1,778,911                           | 1,778,911           | 732,947            | 41%                   | 41%                     |
| Water   | 47,623,181            | 47,623,181         | 8,295,190         | 17%                   | 17%                     | (44,810,126)           | (44,810,126)         | (6,878,640)         | 15%                   | 15%                     | (7,408,118)         | (7,408,118)         | (1,110,113)        | 15%                   | 15%                     | (4,595,062)                         | (4,595,062)         | 306,437            | -7%                   | -7%                     |
| <b>Total</b>  | <b>139,721,580</b>    | <b>139,721,580</b> | <b>24,113,022</b> |                       |                         | <b>(160,614,974)</b>   | <b>(160,614,974)</b> | <b>(24,737,200)</b> |                       |                         | <b>(54,775,163)</b> | <b>(54,775,163)</b> | <b>(8,398,696)</b> |                       |                         | <b>(75,668,557)</b>                 | <b>(75,668,557)</b> | <b>(9,022,875)</b> |                       |                         |

|   | Operating Income - \$ |                   |                  |                       |                         | Operating Expense - \$ |                     |                    |                       |                         | Depreciation - \$ |                  |                 |                       |                         | Net Operating Income/(Deficit) - \$ |                    |                  |                       |                         |
|---|-----------------------|-------------------|------------------|-----------------------|-------------------------|------------------------|---------------------|--------------------|-----------------------|-------------------------|-------------------|------------------|-----------------|-----------------------|-------------------------|-------------------------------------|--------------------|------------------|-----------------------|-------------------------|
|   | Budget                | Forecast          | Actual           | Actual as % of Budget | Actual as % of Forecast | Budget                 | Forecast            | Actual             | Actual as % of Budget | Actual as % of Forecast | Budget            | Forecast         | Actual          | Actual as % of Budget | Actual as % of Forecast | Budget                              | Forecast           | Actual           | Actual as % of Budget | Actual as % of Forecast |
| <b>Assets &amp; Environment Business Unit</b> |                       |                   |                  |                       |                         |                        |                     |                    |                       |                         |                   |                  |                 |                       |                         |                                     |                    |                  |                       |                         |
| Asset Designers                               | 928,613               | 928,613           | 154,769          | 17%                   | 17%                     | (928,613)              | (928,613)           | (144,109)          | 16%                   | 16%                     | -                 | -                | -               | -                     | -                       | -                                   | -                  | 10,660           | -                     | -                       |
| Asset Governance                              | 1,951,117             | 1,951,117         | 325,186          | 17%                   | 17%                     | (1,945,482)            | (1,945,482)         | (404,299)          | 21%                   | 21%                     | (5,635)           | (5,635)          | (957)           | 17%                   | 17%                     | -                                   | -                  | (80,070)         | -                     | -                       |
| Asset Performance and Monitoring              | -                     | -                 | -                | -                     | -                       | -                      | -                   | (73,365)           | -                     | -                       | (1,500)           | (1,500)          | -               | 0%                    | 0%                      | (1,500)                             | (1,500)            | (73,365)         | 4891%                 | 4891%                   |
| Asset Planning                                | 3,386,837             | 3,386,837         | 562,830          | 17%                   | 17%                     | (3,386,837)            | (3,386,837)         | (409,332)          | 12%                   | 12%                     | -                 | -                | (255)           | -                     | -                       | -                                   | -                  | 153,243          | -                     | -                       |
| Asset Solutions                               | 1,739,687             | 1,739,687         | 289,948          | 17%                   | 17%                     | (1,739,687)            | (1,739,687)         | (286,838)          | 16%                   | 16%                     | -                 | -                | -               | -                     | -                       | -                                   | -                  | 3,110            | -                     | -                       |
| Assets & Environment Administration           | 111,525               | 111,525           | 18,587           | 17%                   | 17%                     | (111,525)              | (111,525)           | (79,006)           | 71%                   | 71%                     | -                 | -                | -               | -                     | -                       | -                                   | -                  | (60,418)         | -                     | -                       |
| Environment                                   | 457,788               | 457,788           | 168,062          | 37%                   | 37%                     | (5,021,947)            | (5,021,947)         | (408,375)          | 8%                    | 8%                      | (7,563)           | (7,563)          | (20,970)        | 277%                  | 277%                    | (4,571,722)                         | (4,571,722)        | (261,283)        | 6%                    | 6%                      |
| Project Delivery                              | 1,837,732             | 1,837,732         | 306,289          | 17%                   | 17%                     | (1,837,732)            | (1,837,732)         | (245,199)          | 13%                   | 13%                     | -                 | -                | -               | -                     | -                       | -                                   | -                  | 61,090           | -                     | -                       |
| Property Assets                               | -                     | -                 | 356              | -                     | -                       | -                      | -                   | 135,649            | -                     | -                       | (710,695)         | (710,695)        | -               | 0%                    | 0%                      | (710,695)                           | (710,695)          | 136,006          | -19%                  | -19%                    |
| <b>Total</b>                                  | <b>10,413,298</b>     | <b>10,413,298</b> | <b>1,826,027</b> |                       |                         | <b>(14,971,823)</b>    | <b>(14,971,823)</b> | <b>(1,914,873)</b> |                       |                         | <b>(725,393)</b>  | <b>(725,393)</b> | <b>(22,181)</b> |                       |                         | <b>(5,283,917)</b>                  | <b>(5,283,917)</b> | <b>(111,027)</b> |                       |                         |
| <b>People &amp; Strategy Business Unit</b>    |                       |                   |                  |                       |                         |                        |                     |                    |                       |                         |                   |                  |                 |                       |                         |                                     |                    |                  |                       |                         |
| Culture and Capability                        | 3,623,133             | 3,623,133         | 545,814          | 15%                   | 15%                     | (3,623,133)            | (3,623,133)         | (553,418)          | 15%                   | 15%                     | -                 | -                | -               | -                     | -                       | -                                   | -                  | (7,604)          | -                     | -                       |
| Economic Development                          | -                     | -                 | -                | -                     | -                       | (1,206,311)            | (1,206,311)         | (98,558)           | 8%                    | 8%                      | -                 | -                | -               | -                     | -                       | (1,206,311)                         | (1,206,311)        | (98,558)         | 8%                    | 8%                      |
| Elected Members                               | -                     | -                 | -                | -                     | -                       | (1,373,058)            | (1,373,058)         | (213,056)          | 16%                   | 16%                     | (1,498)           | (1,498)          | (254)           | 17%                   | 17%                     | (1,374,556)                         | (1,374,556)        | (213,311)        | 16%                   | 16%                     |
| Employee Entitlements                         | 21,566,620            | 21,566,620        | 3,769,798        | 17%                   | 17%                     | (21,924,610)           | (21,924,610)        | (3,251,056)        | 15%                   | 15%                     | -                 | -                | -               | -                     | -                       | (357,990)                           | (357,990)          | 518,742          | -145%                 | -145%                   |
| Executive Services                            | -                     | -                 | -                | -                     | -                       | (1,375,614)            | (1,375,614)         | (203,389)          | 15%                   | 15%                     | -                 | -                | -               | -                     | -                       | (1,375,614)                         | (1,375,614)        | (203,389)        | 15%                   | 15%                     |
| Health Safety & Wellbeing                     | 2,640,928             | 2,640,928         | 441,237          | 17%                   | 17%                     | (2,640,928)            | (2,640,928)         | (481,994)          | 18%                   | 18%                     | -                 | -                | -               | -                     | -                       | -                                   | -                  | (40,758)         | -                     | -                       |
| Information, Communications and Technology    | 8,353,574             | 8,353,574         | 1,384,659        | 17%                   | 17%                     | (7,917,119)            | (7,917,119)         | (1,055,145)        | 13%                   | 13%                     | (436,456)         | (436,456)        | (75,994)        | 17%                   | 17%                     | -                                   | -                  | 253,520          | -                     | -                       |
| People & Strategy Administration              | 474,279               | 474,279           | 79,047           | 17%                   | 17%                     | (474,279)              | (474,279)           | (139,483)          | 29%                   | 29%                     | -                 | -                | -               | -                     | -                       | -                                   | -                  | (60,437)         | -                     | -                       |
| People Services                               | 1,960,687             | 1,960,687         | 326,781          | 17%                   | 17%                     | (1,960,687)            | (1,960,687)         | (247,205)          | 13%                   | 13%                     | -                 | -                | -               | -                     | -                       | -                                   | -                  | 79,576           | -                     | -                       |
| Strategy, Improvement and Transformation      | 3,683,875             | 3,683,875         | 613,979          | 17%                   | 17%                     | (3,683,875)            | (3,683,875)         | (242,345)          | 7%                    | 7%                      | -                 | -                | -               | -                     | -                       | -                                   | -                  | 371,635          | -                     | -                       |
| <b>Total</b>                                  | <b>42,303,096</b>     | <b>42,303,096</b> | <b>7,161,315</b> |                       |                         | <b>(46,179,613)</b>    | <b>(46,179,613)</b> | <b>(6,485,650)</b> |                       |                         | <b>(437,953)</b>  | <b>(437,953)</b> | <b>(76,248)</b> |                       |                         | <b>(4,314,471)</b>                  | <b>(4,314,471)</b> | <b>599,416</b>   |                       |                         |

# Capital Exec Summary

August, 2024



## Capital Income - \$

## Capital Income - \$

## Capital Expense - \$

## Net Capital - \$

| Business Units             | Budget            | Forecast          | Actual           | Actual as % of Budget | Actual as % of Forecast |
|----------------------------|-------------------|-------------------|------------------|-----------------------|-------------------------|
| Community & Lifestyle      | -                 | -                 | -                | -                     | -                       |
| Customer Experience        | -                 | -                 | -                | -                     | -                       |
| Finance, Governance & Risk | -                 | -                 | -                | -                     | -                       |
| Operations                 | 49,445,202        | 49,445,202        | 3,977,582        | 8%                    | 8%                      |
| Asset & Environment        | 1,300,000         | 1,300,000         | 161,837          | 12%                   | 12%                     |
| People & Strategy          | (608,529)         | (608,529)         | 12,473           | -2%                   | -2%                     |
| <b>Total</b>               | <b>50,136,673</b> | <b>50,136,673</b> | <b>4,151,893</b> |                       |                         |

| Budget               | Forecast             | Actual             | Actual as % of Budget | Actual as % of Forecast |
|----------------------|----------------------|--------------------|-----------------------|-------------------------|
| (815,000)            | (815,000)            | (1,094)            | 0%                    | 0%                      |
| -                    | -                    | -                  | -                     | -                       |
| -                    | -                    | (6,097)            | -                     | -                       |
| (98,907,668)         | (98,907,668)         | (7,364,280)        | 7%                    | 7%                      |
| (4,651,642)          | (4,651,642)          | (405,655)          | 9%                    | 9%                      |
| (2,674,603)          | (2,674,603)          | (77,758)           | 3%                    | 3%                      |
| <b>(107,048,913)</b> | <b>(107,048,913)</b> | <b>(7,854,884)</b> |                       |                         |

| Budget              | Forecast            | Actual             | Actual as % of Budget | Actual as % of Forecast |
|---------------------|---------------------|--------------------|-----------------------|-------------------------|
| (815,000)           | (815,000)           | (1,094)            | 0%                    | 0%                      |
| -                   | -                   | -                  | -                     | -                       |
| -                   | -                   | (6,097)            | -                     | -                       |
| (49,462,466)        | (49,462,466)        | (3,386,698)        | 7%                    | 7%                      |
| (3,351,642)         | (3,351,642)         | (243,818)          | 7%                    | 7%                      |
| (3,283,132)         | (3,283,132)         | (65,284)           | 2%                    | 2%                      |
| <b>(56,912,240)</b> | <b>(56,912,240)</b> | <b>(3,702,991)</b> |                       |                         |

## Capital Summary by Business Unit Group August, 2024

| Business Unit - Groups                    | Capital Income - \$ |          |        |                       |                         | Capital Expense - \$ |           |         |                       |                         |
|---|---------------------|----------|--------|-----------------------|-------------------------|----------------------|-----------|---------|-----------------------|-------------------------|
|   | Budget              | Forecast | Actual | Actual as % of Budget | Actual as % of Forecast | Budget               | Forecast  | Actual  | Actual as % of Budget | Actual as % of Forecast |
| <b>Community &amp; Lifestyle</b>          |                     |          |        |                       |                         |                      |           |         |                       |                         |
| Brand and Communications                  | -                   | -        | -      | -                     | -                       | -                    | -         | -       | -                     | -                       |
| Community & Lifestyle Administration      | -                   | -        | -      | -                     | -                       | -                    | -         | -       | -                     | -                       |
| Community Development and Partnerships    | -                   | -        | -      | -                     | -                       | -                    | -         | -       | -                     | -                       |
| Corporate & Community Projects            | -                   | -        | -      | -                     | -                       | -                    | -         | -       | -                     | -                       |
| Events and Entertainment                  | -                   | -        | -      | -                     | -                       | (805,000)            | (805,000) | (1,094) | 0%                    | 0%                      |
| Regional Art Gallery                      | -                   | -        | -      | -                     | -                       | (10,000)             | (10,000)  | -       | 0%                    | 0%                      |
| Regional Libraries                        | -                   | -        | -      | -                     | -                       | -                    | -         | -       | -                     | -                       |
| Tondoon Botanic Gardens                   | -                   | -        | -      | -                     | -                       | -                    | -         | -       | -                     | -                       |
| <b>Total</b>                              | -                   | -        | -      | -                     | -                       | (815,000)            | (815,000) | (1,094) |                       |                         |
| <b>Customer Experience</b>                |                     |          |        |                       |                         |                      |           |         |                       |                         |
| Call Centre                               | -                   | -        | -      | -                     | -                       | -                    | -         | -       | -                     | -                       |
| Customer Experience Administration        | -                   | -        | -      | -                     | -                       | -                    | -         | -       | -                     | -                       |
| Customer Solutions                        | -                   | -        | -      | -                     | -                       | -                    | -         | -       | -                     | -                       |
| Development Services                      | -                   | -        | -      | -                     | -                       | -                    | -         | -       | -                     | -                       |
| Health, Environment and Pest              | -                   | -        | -      | -                     | -                       | -                    | -         | -       | -                     | -                       |
| Local Laws                                | -                   | -        | -      | -                     | -                       | -                    | -         | -       | -                     | -                       |
| <b>Total</b>                              | -                   | -        | -      | -                     | -                       | -                    | -         | -       | -                     | -                       |
| <b>Finance, Governance &amp; Risk</b>     |                     |          |        |                       |                         |                      |           |         |                       |                         |
| Contracts & Procurement                   | -                   | -        | -      | -                     | -                       | -                    | -         | -       | -                     | -                       |
| Disaster Management                       | -                   | -        | -      | -                     | -                       | -                    | -         | (6,097) | -                     | -                       |
| Ethics, Integrity and Audit               | -                   | -        | -      | -                     | -                       | -                    | -         | -       | -                     | -                       |
| Finance, Governance & Risk Administration | -                   | -        | -      | -                     | -                       | -                    | -         | -       | -                     | -                       |
| Finance                                   | -                   | -        | -      | -                     | -                       | -                    | -         | -       | -                     | -                       |
| Governance                                | -                   | -        | -      | -                     | -                       | -                    | -         | -       | -                     | -                       |
| Legal Services                            | -                   | -        | -      | -                     | -                       | -                    | -         | -       | -                     | -                       |
| Revenue Services                          | -                   | -        | -      | -                     | -                       | -                    | -         | -       | -                     | -                       |
| Treasury                                  | -                   | -        | -      | -                     | -                       | -                    | -         | -       | -                     | -                       |
| <b>Total</b>                              | -                   | -        | -      | -                     | -                       | -                    | -         | (6,097) |                       |                         |

| Business Unit - Groups                     | Capital Income - \$ |                   |                  |                       |                         | Capital Expense - \$ |                     |                    |                       |                         |
|--|---------------------|-------------------|------------------|-----------------------|-------------------------|----------------------|---------------------|--------------------|-----------------------|-------------------------|
|  | Budget              | Forecast          | Actual           | Actual as % of Budget | Actual as % of Forecast | Budget               | Forecast            | Actual             | Actual as % of Budget | Actual as % of Forecast |
| <b>Operations</b>                          |                     |                   |                  |                       |                         |                      |                     |                    |                       |                         |
| Delivery Support and Performance           | -                   | -                 | 56,123           | -                     | -                       | (6,055,111)          | (6,055,111)         | (191,665)          | 3%                    | 3%                      |
| Maintenance                                | -                   | -                 | -                | -                     | -                       | (715,475)            | (715,475)           | (95,599)           | 13%                   | 13%                     |
| Operations Administration                  | -                   | -                 | -                | -                     | -                       | -                    | -                   | -                  | -                     | -                       |
| Parks                                      | 1,048,371           | 1,048,371         | -                | 0%                    | 0%                      | (3,315,392)          | (3,315,392)         | (177,586)          | 5%                    | 5%                      |
| Property Services                          | -                   | -                 | -                | -                     | -                       | -                    | -                   | -                  | -                     | -                       |
| Roads                                      | 39,155,402          | 39,155,402        | 3,651,817        | 9%                    | 9%                      | (51,652,137)         | (51,652,137)        | (4,652,433)        | 9%                    | 9%                      |
| Sewerage                                   | 8,129,113           | 8,129,113         | 164,962          | 2%                    | 2%                      | (25,940,538)         | (25,940,538)        | (1,697,575)        | 7%                    | 7%                      |
| Waste                                      | -                   | -                 | -                | -                     | -                       | (3,765,856)          | (3,765,856)         | (254,704)          | 7%                    | 7%                      |
| Water                                      | 1,112,316           | 1,112,316         | 104,680          | 9%                    | 9%                      | (7,463,159)          | (7,463,159)         | (294,719)          | 4%                    | 4%                      |
| Works Planning and Scheduling              | -                   | -                 | -                | -                     | -                       | -                    | -                   | -                  | -                     | -                       |
| <b>Total</b>                               | <b>49,445,202</b>   | <b>49,445,202</b> | <b>3,977,582</b> |                       |                         | <b>(98,907,668)</b>  | <b>(98,907,668)</b> | <b>(7,364,280)</b> |                       |                         |
| <b>Assets &amp; Environment</b>            |                     |                   |                  |                       |                         |                      |                     |                    |                       |                         |
| Asset Designers                            | -                   | -                 | -                | -                     | -                       | -                    | -                   | -                  | -                     | -                       |
| Asset Governance                           | -                   | -                 | -                | -                     | -                       | (3,324,170)          | (3,324,170)         | -                  | 0%                    | 0%                      |
| Asset Performance and Monitoring           | -                   | -                 | -                | -                     | -                       | -                    | -                   | -                  | -                     | -                       |
| Asset Planning                             | -                   | -                 | -                | -                     | -                       | -                    | -                   | -                  | -                     | -                       |
| Asset Solutions                            | -                   | -                 | -                | -                     | -                       | -                    | -                   | (7,953)            | -                     | -                       |
| Assets & Environment Administration        | -                   | -                 | -                | -                     | -                       | -                    | -                   | -                  | -                     | -                       |
| Environment                                | -                   | -                 | -                | -                     | -                       | -                    | -                   | -                  | -                     | -                       |
| Project Delivery                           | -                   | -                 | -                | -                     | -                       | -                    | -                   | -                  | -                     | -                       |
| Property Assets                            | 1,300,000           | 1,300,000         | 161,837          | 12%                   | 12%                     | (1,327,472)          | (1,327,472)         | (397,702)          | 30%                   | 30%                     |
| <b>Total</b>                               | <b>1,300,000</b>    | <b>1,300,000</b>  | <b>161,837</b>   |                       |                         | <b>(4,651,642)</b>   | <b>(4,651,642)</b>  | <b>(405,655)</b>   |                       |                         |
| <b>People &amp; Strategy</b>               |                     |                   |                  |                       |                         |                      |                     |                    |                       |                         |
| Culture and Capability                     | -                   | -                 | -                | -                     | -                       | -                    | -                   | -                  | -                     | -                       |
| Economic Development                       | (608,529)           | (608,529)         | 12,473           | -2%                   | -2%                     | (2,109,603)          | (2,109,603)         | (21,412)           | 1%                    | 1%                      |
| Elected Members                            | -                   | -                 | -                | -                     | -                       | -                    | -                   | -                  | -                     | -                       |
| Employee Entitlements                      | -                   | -                 | -                | -                     | -                       | -                    | -                   | (56,345)           | -                     | -                       |
| Executive Services                         | -                   | -                 | -                | -                     | -                       | -                    | -                   | -                  | -                     | -                       |
| Health Safety & Wellbeing                  | -                   | -                 | -                | -                     | -                       | -                    | -                   | -                  | -                     | -                       |
| People & Strategy Administration           | -                   | -                 | -                | -                     | -                       | -                    | -                   | -                  | -                     | -                       |
| People Services                            | -                   | -                 | -                | -                     | -                       | -                    | -                   | -                  | -                     | -                       |
| Information, Communications and Technology | -                   | -                 | -                | -                     | -                       | (565,000)            | (565,000)           | -                  | 0%                    | 0%                      |
| Strategy, Improvement and Transformation   | -                   | -                 | -                | -                     | -                       | -                    | -                   | -                  | -                     | -                       |
| <b>Total</b>                               | <b>(608,529)</b>    | <b>(608,529)</b>  | <b>12,473</b>    |                       |                         | <b>(2,674,603)</b>   | <b>(2,674,603)</b>  | <b>(77,758)</b>    |                       |                         |