

Calliope

People and Population



Calliope

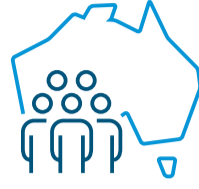
A short drive from Gladstone you find the semi-rural community of Calliope, famed for its historical homesteads, horse riding trails and native bushland.

The area is home to several community-led events and activities, such as the annual Calliope Rodeo and the monthly Calliope Historical Village markets.



5,263

people in 2021
an increase of
1,057 since 2011



86.6%

of the population
was born in Australia

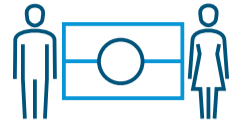


50.3% Male
49.7% Female



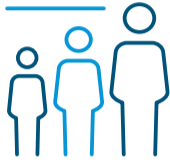
4.6%

of people require
assistance
with core activities



359

First Nations people
(6.8% of the population)



The highest proportion
of the population is aged
between **25 and 59 years**

28.7%
0-14 years

10.5%
15-24 years

45.6%
25-59 years

15.2%
60+ years



The top five religions
identified include:

- 1 No religion
- 2 Catholic
- 3 Anglican
- 4 Not stated
- 5 Uniting Church

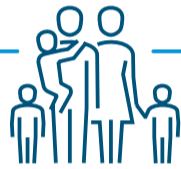


The top two long term health
conditions are:

- 1 Mental Health
(including anxiety and depression)
- 2 Asthma

Top three languages spoken
other than English include:

- 1 Afrikaans
- 2 Filipino
- 3 Spanish



49.2%

families with children



34.8%

families without children



15.4%

single parent families



0.9%

other

**Scan
me**

for further
information
on Community
Profiles



Community



2

schools/
education
centres



1

childcare
centres
including
outside hours
school care



9

community
groups



14

sporting
groups



15.7%

Community
members volunteer



3

large community-led
events

- 1 Calliope Christmas Carols
- 2 Calliope Rodeo
- 3 Boxing Day Races

Places and Spaces



1,711

households



92.4%

total occupied
dwellings



7.8%

unoccupied
private dwellings



22.8%

of residents
fully own their home

43.6%

of residents have
a mortgage over
their home

29.2%

are renting

Earning and Learning



\$1,884

the median weekly
household income



\$1,733

is the median monthly
mortgage repayment for
households



\$300

is the median weekly
rental payment



The working population
most commonly work in
following occupations:

- 1 Technicians and Trade Operators
- 2 Machinery Operators and Drivers
- 3 Labourers
- 4 Professionals
- 5 Clerical and Administrative Workers

The working population
most commonly work in
the following Industry:

- 1 Aluminium Smelting
- 2 Other Heavy and Civil Engineering Construction
- 3 Supermarket and Grocery Stores
- 4 Alumina Production
- 5 Local Government Administration

*Information provided is based on Australian Bureau of Statistics (ABS) 2021 Census data conducted on 10 August 2021. While care has been taken to ensure all content is complete and accurate, Gladstone Regional Council provides no guarantee that this report is without error.