

# Baffle Creek, Deepwater and Rules Beach

## People and Population




### Baffle Creek, Deepwater and Rules Beach

Baffle Creek, Deepwater and Rules Beach are areas of natural beauty, subtropical tranquility and fascinating history, with vast pristine waterways, wetlands, coastline.

The area is a patchwork of national parks, conservation parks and state forests.

The parks provide habitat of eucalypt forests, subtropical rainforest, dry rainforest and littoral rainforest for a great diversity of wildlife species.

The area is home to a number of community led events, such as the Baffle Creek Family Fishing Competition and the Baffle Creek Car and Bike Muster.



**498**

people in 2021  
an increase of 85 since 2016



**70%**

of the population was born in Australia

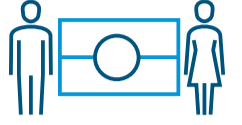


**58%** Male  
**42%** Female



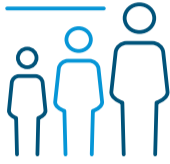
**13.3%**

of people require assistance with core activities



**31**

First Nations people (6.2% of the population)



The highest proportion of the population is aged between **25 and 59 years**

**6.6%** 0-14 years  
**6.7%** 15-24 years

**45.3%** 25-59 years

**41.7%** 60+ years



The top five religions identified include:

- 1 No religion
- 2 Catholic
- 3 Anglican
- 4 Presbyterian and Reforms
- 5 Uniting Church

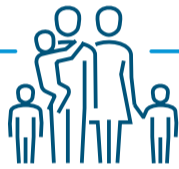


The top two long term health conditions are:

- 1 Arthritis
- 2 Mental Health (including anxiety and depression)

Top two languages spoken other than English include:

- 1 Australian Indigenous Languages
- 2 German



**23.7%**

families with children



**64.9%**

families without children



**11.4%**

single parent families



**0%**

other

**Scan me**

for further information on Community Profiles



## Community



**1**

schools/education centres



**14.2%**

Community members volunteer



**1**

childcare centres including outside hours school care



**2**

large community-led events

- 1 Baffle Creek Car/Bike Muster
- 2 Baffle Creek Family Fishing Competition



**8**

community groups



**4**

sporting groups

## Places and Spaces



**181**

households



**78.1%**

total occupied dwellings



**24.2%**

unoccupied private dwellings



**61%**

of residents fully own their home

**27.9%**

of residents have a mortgage over their home

**5%**

are renting

## Earning and Learning



**\$859**

the median weekly household income



**\$1,121**

is the median monthly mortgage repayment for households



**\$191**

is the median weekly rental payment



The working population most commonly work in following occupations:

- 1 Labourers
- 2 Community and personal service workers
- 3 Machinery operators
- 4 Managers
- 5 Sales workers

The working population most commonly work in the following Industry:

- 1 Agriculture, Forestry and Fishing
- 2 Construction
- 3 Accommodation and Food Services
- 4 Mining
- 5 Administrative and Support Services

\*Information provided is based on Australian Bureau of Statistics (ABS) 2021 Census data conducted on 10 August 2021. While care has been taken to ensure all content is complete and accurate, Gladstone Regional Council provides no guarantee that this report is without error.