

New Auckland

People and Population



New Auckland

New Auckland is a suburb of Gladstone and is in close proximity to Briffney Creek and Auckland Creek, from which the suburb takes its name.

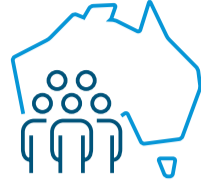
Auckland Creek is named after the colonial ship, Lord Auckland, which was chartered by the New South Wales Government to carry some of the first settlers to Gladstone.

The ship entered the harbour on 25 January 1847. The suburb is also close to two major road networks, Kirkwood Road and the Dawson Highway.



5,266

people in 2021
an increase of
555 since 2011



80.5%

of the population
was born in Australia

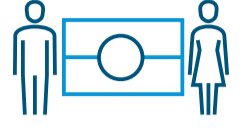


49.6% Male
50.4% Female



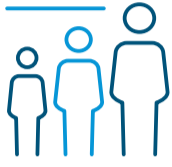
7.3%

of people require
assistance
with core activities



387

First Nations people
(5.3% of the population)



The highest proportion
of the population is aged
between **25 and 59 years**

24%
0-14 years

12.9%
15-24 years

47.6%
25-59 years

15.3%
60+ years



The top five religions
identified include:

- 1 No religion
- 2 Catholic
- 3 Anglican
- 4 Not stated
- 5 Uniting Church

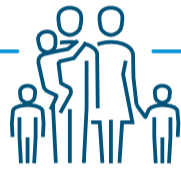


The top two long term health
conditions are:

- 1 Mental Health
(including anxiety and depression)
- 2 Asthma

Top three languages spoken
other than English include:

- 1 Tagalog
- 2 Filipino
- 3 Hindi



46.6%

families with children



34.4%

families without children



17.4%

single parent families



1.2%

other

**Scan
me**

for further
information
on Community
Profiles



Community



0

schools/
education
centres



1

childcare
centres
including
outside hours
school care



7

community
groups



4

sporting
groups



14%

Community
members volunteer



0

large community-led
events

**There are no
community led events
for New Auckland.**

Places and Spaces



1,823

households



87.8%

total occupied
dwellings



12.3%

unoccupied
private dwellings



19.5%

of residents
fully own their home

39.5%

of residents have
a mortgage over
their home

39.1%

are renting

Earning and Learning



\$2,009

the median weekly
household income



\$1,612

is the median monthly
mortgage repayment for
households



\$300

is the median weekly
rental payment



The working population
most commonly work in
following occupations:

- 1 Technicians and Trade Workers
- 2 Professionals
- 3 Labourers
- 4 Machinery Operators and Drivers
- 5 Community and Personal Service Workers

The working population
most commonly work in
the following Industry:

- 1 Aluminium Smelting
- 2 Alumina Production
- 3 Supermarket and Grocery Stores
- 4 Other Heavy and Civil Engineering Construction
- 5 Primary Education

*Information provided is based on Australian Bureau of Statistics (ABS) 2021 Census data conducted on 10 August 2021. While care has been taken to ensure all content is complete and accurate, Gladstone Regional Council provides no guarantee that this report is without error.