

Gladstone City

People and Population



Gladstone City

Gladstone city is full of unexpected surprises. It is the state's engine room; an industrial powerhouse of global significance that is well and truly at the forefront of the resources industry.

This dynamic city offers a range of entertainment including the Regional Art Gallery & Museum and Gladstone Entertainment Convention Centre, a wide variety of restaurants and bars and local history with countless colonial buildings.

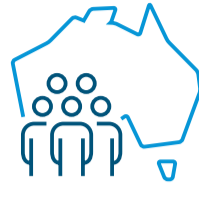
At the heart of Gladstone's city centre is an impressive natural deep-water harbour.

Each year this harbour plays host to the annual Brisbane to Gladstone Yacht Race, marked by the Gladstone Harbour Festival.



37,703

people in 2021
an increase of
5,630 since 2011



79.6%

of the population
was born in Australia

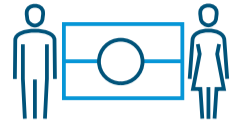


50.7% Male
49.3% Female



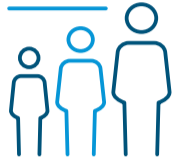
6.2%

of people require
assistance
with core activities



3,946

First Nations people
(6.2% of the population)



The highest proportion
of the population is aged
between **25 and 59 years**

21.5%
0-14 years

11.3%
15-24 years

46.8%
25-59 years

20.4%
60+ years



The top five religions
identified include:

- 1 No religion
- 2 Catholic
- 3 Anglican
- 4 Not stated
- 5 Uniting Church

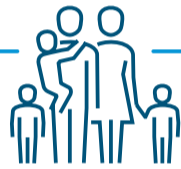


The top two long term health
conditions are:

- 1 Mental Health
(including anxiety and depression)
- 2 Arthritis

Top three languages spoken
other than English include:

- 1 Afrikaans
- 2 Tagalog
- 3 Filipino



41.7%

families with children



40.5%

families without children



16.6%

single parent families



1.2%

other

**Scan
me**

for further
information
on Community
Profiles



Community



17
schools/
education
centres



18
childcare
centres
including
outside hours
school care



147
community
groups



58
sporting
groups



10.8%
Community
members volunteer



3
large community-led
events

- 1 Capricorn Film Festival
- 2 Gladstone Eisteddfod
- 3 Gladstone Harbour Festival

Places and Spaces



23,181
households



85%
total occupied
dwellings



15%
unoccupied
private dwellings



27.3%
of residents
fully own their home

36.5%
of residents have
a mortgage over
their home

33.4%
are renting

Earning and Learning



\$1,639
the median weekly
household income



\$1,600
is the median monthly
mortgage repayment for
households



\$275
is the median weekly
rental payment



The working population
most commonly work in
following occupations:

- 1 Technicians and Trade Operators
- 2 Professionals
- 3 Labourers
- 4 Machinery Operators and Drivers
- 5 Community and Personal Service Workers

The working population
most commonly work in
the following Industry:

- 1 Aluminium Smelting
- 2 Alumina Production
- 3 Other Heavy and Civil Engineering Construction
- 4 Primary Education
- 5 Supermarket and Grocery Stores

*Information provided is based on Australian Bureau of Statistics (ABS) 2021 Census data conducted on 10 August 2021. While care has been taken to ensure all content is complete and accurate, Gladstone Regional Council provides no guarantee that this report is without error.