



**GLADSTONE**  
REGIONAL COUNCIL

**GENERAL MEETING NOTICE  
AND AGENDA**

**TO BE HELD AT THE COUNCIL CHAMBERS – CIVIC CENTRE  
101 GOONDOON STREET, GLADSTONE**

**On Tuesday 16 November 2021**

**Commencing at 9.00am**

**Leisa Dowling  
CHIEF EXECUTIVE OFFICER**

## Table of Contents

ITEM	PAGE
<b>G/1. MAYORAL STATEMENT OF CURRENT ISSUES.....</b>	<b>4</b>
<b>G/2. CONFIRMATION OF MINUTES.....</b>	<b>4</b>
G/2.1. CONFIRMATION OF GENERAL MEETING MINUTES FOR 2 NOVEMBER 2021 .....	4
<b>G/3. DEPUTATIONS .....</b>	<b>4</b>
G/3.1. INTER-PORT GLOBAL CONSOLIDATED HOLDINGS.....	4
<b>G/4. OFFICERS' REPORTS .....</b>	<b>6</b>
G/4.1. TENDER 255-21 WASTE & RECYCLABLES ROADSIDE COLLECTION SERVICE.....	6
G/4.2. SPORTS MARKETING AUSTRALIA PTY LTD - SPECIALISED SUPPLIER .....	9
G/4.3. MONTHLY FINANCIAL REPORT FOR THE PERIOD ENDING 27 OCTOBER 2021.....	12
<b>G/5. COUNCILLORS REPORT.....</b>	<b>24</b>
<b>G/6. URGENT BUSINESS.....</b>	<b>25</b>
<b>G/7. NOTICE OF MOTION .....</b>	<b>25</b>
<b>G/8. CONFIDENTIAL ITEMS .....</b>	<b>25</b>

**G/1. MAYORAL STATEMENT OF CURRENT ISSUES**

## **G/2. CONFIRMATION OF MINUTES**

### **G/2.1. CONFIRMATION OF GENERAL MEETING MINUTES FOR 2 NOVEMBER 2021**

**Responsible Officer:** Chief Executive Officer

**Council Meeting Date:** 16 November 2021

**File Ref:** CM7.2

---

#### **Purpose:**

Confirmation of the minutes of the General Meeting held on 2 November 2021.

#### **Officer's Recommendation:**

That the minutes of the General Meeting of Council held on 2 November 2021 be confirmed.

#### **Attachments:**

1. Minutes of the General Meeting of Council held on 2 November 2021.

#### **Tabled Items:**

Nil.

**Report Prepared by:** Executive Secretary

## G/3. DEPUTATIONS

### G/3.1. INTER-PORT GLOBAL CONSOLIDATED HOLDINGS

**Responsible Officer:** Chief Executive Officer

**Council Meeting Date:** 16 November 2021

**File Ref:** CM7.6

---

**Purpose:**

To discuss Inter-Port Global's Plan for Port Central.

**Officer's Recommendation:**

That the deputation from Inter-Port Global Consolidated Holdings be received.

**Background:**

Deputation details are as follows:

To discuss Inter-Port Global's plan for Port Central in particular:

- Rail traffic across Auckland Street
- Impact on the need for Port Access Road
- Rail route options through the Gladstone Regional Council area
- Ramp rate and timeline and how that might influence Council's view

<b>Time of Presentation</b>	9:15am
<b>Duration of Presentation plus question time</b>	30 mins
<b>Speakers to present</b>	John Abbott, Inter-Port Global Group Chairman
<b>Is the matter currently or has previously been subject to legal proceedings?</b>	No
<b>Matter for information only</b>	No

**Attachments:**

1. Inter-Port Global Consolidated Holdings Presentation

**Tabled Items:**

Nil.

**Reported Prepared by:** Executive Secretary

## **G/4. OFFICERS' REPORTS**

### **G/4.1. TENDER 255-21 WASTE & RECYCLABLES ROADSIDE COLLECTION SERVICE**

**Responsible Officer:** General Manager Operations

**Council Meeting Date:** 16 November 2021

**File Ref:** PE1.1

---

#### **Purpose:**

This report seeks resolution from Council to enter into a contract with JJ Richards & Sons Pty Ltd for Tender 255-21 Waste Recyclables Roadside Collection Service.

#### **Officer's Recommendation:**

That Council:

1. Endorse the Tender Evaluation Panel's recommendation and accept the offer from JJ Richards & Sons Pty Ltd for Tender 255-21 Waste Recyclables Roadside Collection Service; and
2. Authorise the Chief Executive Officer to enter into a contract and associated contract variations with JJ Richards & Sons Pty Ltd for Tender 255-21 Waste Recyclables Roadside Collection Service.

#### **Background:**

This Tender is for the provision of waste and recyclables collection services from October 2022 to January 2026 as the current arrangement with JJ Richards & Sons Pty Ltd is due to expire on 30 September 2022. The term is three (3) years and four (4) months and may be extended by a further one (1) year period at Council's discretion. This term has been deliberately set to align this contract with the recyclables processing contract, waste strategy and potential FOGO opportunities.

This service involves the collection, transport and deposit of Waste and Recyclable Waste from residential, multi-unit and commercial properties within the major townships of Gladstone, Calliope, Boyne Island, Tannum Sands, Raglan, Mt Larcom, Yarwun, Many Peaks, Builyan, Ubobo, Nagoorin, Benaraby, Turkey Beach, Bororen, Miriam Vale, Agnes Water, Town of Seventeen Seventy, Baffle Creek, Deep Water, Rosedale, Lowmead and surrounding Environs.

Also included are Services such as:

- Public Place Waste and Recyclable Waste collection
- Council Facility and Bulk Bin services, including Liquid Waste, Clinical and Regulated Waste and Confidential Waste collection
- Infirm Waste and Recyclable Waste collection
- Special Event Waste and Recyclable Waste collection
- Dead Animal collection

#### **Options, Risk and Opportunity Analysis:**

On 7 August 2021, Council released an Invitation to Tender ('ITT') to the open market via LG Tenderbox, in accordance with the tender process requirements set out in section 228 of the Local Government Regulation 2012.

## GENERAL MEETING AGENDA 16 NOVEMBER 2021

The tender closed on 21 September 2021, with two (2) conforming submissions received.

The offers were evaluated by a panel of subject matter experts, based on the criteria disclosed in the ITT which included:

Objective Evaluation Criteria	Weighting
Proposed Program/Schedule meets GRC requirements	10%
Offer demonstrates understanding of the scope and GRC's requirements	10%
Proposed resourcing addresses all aspects of the scope and GRC's requirements	20%
Nominated past projects performed and completed reference checks meet GRC's experience requirements	25%
Proposed Key Personnel have the qualifications and experience required by GRC	10%
Price	10%
Local Content	15%

The offers were scored against the evaluation criteria as follows:

	Score (before Local Content)	Score (after Local Content)
J.J Richards & Sons Pty Ltd t/as JJ's Waste &	64	77
REMONDIS Australia Pty Ltd	57	59

The submission from JJ Richards & Sons Pty Ltd scored the highest overall, with a detailed conforming tender. JJ Richards & Sons Pty Ltd demonstrated an excellent level of understanding and adequate resourcing to deliver the required services. The Key Personnel nominated have adequate years of relevant experience, JJ's Waste scored well in Local Content as they have presence in the Gladstone Region with an established depot and nominated majority or subcontractor and supplier spend within the Gladstone Region.

The tender evaluation panel recommends the submission from JJ Richards & Sons Pty Ltd as it presents the best overall offer to Council.

### Communication and Consultation:

Thorough internal stakeholder engagement has taken place during the planning stages of this tender including:

- Council group;
- Executive;
- Legal Services;
- Strategic Business Planning; and
- Waste Program Delivery.

**Legal Strategy and Policy Implications:**

Council sought offers via VendorPanel in accordance with the Local Government Regulation 2012, Local Government Act 2009 and Council's Procurement Policy P-2018-12.

Council's endorsement of this tender award is in accordance with the Register of Delegations - Exercise of Statutory Powers and Financial Delegation Register.

The Officer's recommendation is based on the evaluation methodology and criteria in the ITT. There are risks associated with Council awarding a contract contrary to the officer's recommendation. If Council is not satisfied with the evaluation methodology and criteria or the application thereof, Council may refer the matter back to officers for re-evaluation.

In the interests of probity, an amendment to the evaluation methodology and/or criteria may require referral back to tenderers so that they can each have the opportunity to make any changes to their offers having regard to the amended criteria prior to re-evaluation.

**Financial and Resource Implications:**

The offer from JJ Richards & Sons Pty Ltd is approximately \$3.2M per annum and is within the approved budget for this service.

**Summary:**

JJ Richards & Sons Pty Ltd submission was evaluated as presenting the best value to Council.

**Anticipated Resolution Completion Date:**

The contract will be awarded in November 2021.

**Attachments:**

1. CONFIDENTIAL 255-21 Offer Evaluation Report

**Tabled Items:**

Nil.

**Report Prepared by:** Manager Contracts and Procurement



## G/4.2. SPORTS MARKETING AUSTRALIA PTY LTD - SPECIALISED SUPPLIER

**Responsible Officer:** General Manager Operations

**Council Meeting Date:** 16 November 2021

**File Ref:** PE1.1

---

### **Purpose:**

This report seeks a resolution from Council to make use of the provisions in s235 of the *Local Government Regulation 2012*, that allows for exceptions to the requirement for written quotes or tenders. The use of this provision is sought in relation to sports, arts and cultural events placement services.

### **Officer's Recommendation:**

That Council resolves, in accordance with Section 235(b) of the *Local Government Regulation 2012*, that it is satisfied that sports, arts and cultural events placement services provided by Sports Marketing Australia Pty Ltd is a specialised service.

### **Background:**

In November 2018, Council entered into a three-year agreement with Sports Marketing Australia Pty Ltd ('SMA') for event placement services. This agreement expires in November 2021.

During the current term of this agreement, SMA have attracted the following events to the Gladstone Region as events hosted by Gladstone Regional Council:

- Little Athletics QLD Regional Championship- 13 September 2019
  - Number of interstate visitors: 1,384
  - Local attendees: 220
- Get in The Game - Activate QLD – 17-18 July 2021
  - Number of out of region competitors and officials: 80

Unfortunately, due to COVID-19, events scheduled by SMA for 2020 were cancelled.

### **Options, Risk and Opportunity Analysis:**

SMA's service has been established specifically for regional Australia, with the intent of decentralising events into regional areas. SMA have well-established relationships with sporting organisations, promoters, the business event industry, the entertainment industry and government bodies.

SMA provide the following benefits to council's events programming:

- They perform due diligence on the events, handle all governance and coordination requirements and present a complete proposal to Council including financial outlays and resource involvement.
- The difference between SMA working with these events and Council performing the activity on their own is that all coordination is done between the event organisers and SMA prior to receiving a proposal; so, risks and resourcing is reduced dramatically.
- Council has the option to opt in or opt out to any event and don't actually need to deliver the events.

## GENERAL MEETING AGENDA 16 NOVEMBER 2021

- We are only proposing events that we can deliver given our facilities (SMA performed a full facility audit at the commencement of the previous contract).
- Many of the event organisers will only work with SMA and as such, cannot be procured directly.

SMA's event placement program is a specialised service which has been embraced by local governments nationally and internationally, by presenting a Win - Win scenario for event owners, LGAs and the business communities within our partnering Council areas. SMA is currently contracted by 62 LGAs and tourism organisations across Australia and their role is to consolidate as much sporting, entertainment and event activity as possible in our partnering regional centers across Australia contributing to the growth and development of each of their local economies.

In Queensland, SMA are currently partnered with the following local governments:

- Brisbane Economic Development Agency
- Cassowary Coast Regional Council
- City of Gold Coast
- Major Events Gold Coast
- Gladstone Regional Council (via current agreement until November 2021)
- Gympie Regional Council
- Ipswich City Council
- City of Logan
- Mackay Regional Council
- Moreton Bay Regional Council
- Townsville Enterprise Limited

Council intends to enter into an agreement with SMA for a further 3-years.

### **Communication and Consultation:**

Nil.

### **Legal Strategy and Policy Implications:**

It is a requirement of the *Local Government Regulation 2012* section 225 to invite written quotation or tenders where the supply of goods or services costs greater than \$15,000 ex GST. Section 235 of the regulation provides several exceptions to the requirement and relevant to this request is clause b) which states:

*The local government resolves that, because of the specialised or confidential nature of the services that are sought, it would be impractical or disadvantageous for the local government to invite quotes or tenders.*

### **Financial and Resource Implications:**

The costs incurred are dependent on the quantity and type of events secured. The approximate expenditure over a 3-year term agreement is \$25,000.00 ex GST.

### **Summary:**

Nil.

**GENERAL MEETING AGENDA 16 NOVEMBER 2021**

**Anticipated Resolution Completion Date:**

N/A.

**Attachments:**

Nil.

**Tabled Items:**

Nil.

**Report Prepared by:** Manager Contracts and Procurement.

### G/4.3. MONTHLY FINANCIAL REPORT FOR THE PERIOD ENDING 27 OCTOBER 2021

**Responsible Officer:** General Manager Finance Governance and Risk

**Council Meeting Date:** 16 November 2021

**File Ref:** FM15.1

---

**Purpose:**

This report seeks Council adoption of the Monthly Financial Statements for the 2021-22 year to date, for the period ended 27 October 2021.

**Officer's Recommendation:**

That Council adopt the Monthly Financial Statements attached to the officer's report for the 2021-22 year to date, for the period ended 27 October 2021 as required under Section 204 *Local Government Regulation 2012*.

**Background:**

The percentage of year passed (pro-rata rate) as at 27 October 2021 is 32.88%.

The 2020-21 budget was adopted on 15 June 2021.

Comparatives for 2020-21 have been provided, following final audit clearance in October.

**Statement of Income and Expenditure**

**Income**

Recurrent Revenue

Total recurrent revenue	2021-22	Actual as %
Actual	\$148.8m	
Budget	\$199.4m	74.61%

Of note:

Net rates and utility charges	2021-22	Actual as %
Actual	\$139.1m	
Budget	\$158.0m	88.05%

Council's primary source of recurrent revenue is the generation of annual rates, along with access charges for water, sewerage and waste. This generation was completed in July, with notices issued to ratepayers in August. Revenue received for annual charges is \$152.5m compared to a budget of \$150.9m.

Discounts are applied when payments are received from customers. Discount date for 2021-22 was 19 October 2021. Discounts totaling \$12.5m have been applied year-to-date, compared to a budget of \$12.2m.

## GENERAL MEETING AGENDA 16 NOVEMBER 2021

Water consumption revenue for 2021-22 (budgeted at \$20.3m) will be raised upon completion of the biannual water meter reading cycles during the year.

<b>Total interest revenue</b>	2021-22	Actual as %
Actual	<b>\$0.2m</b>	
Budget	<b>\$1.7m</b>	<b>9.95%</b>

Interest revenue is expected to increase following the due date for rates. This is due to the increased balance of cash that Council has available for investing, as well as the commencement of interest charges for overdue rates.

<b>Sales revenue</b>	2021-22	Actual as %
Actual	<b>\$1.2m</b>	
Budget	<b>\$7.5m</b>	<b>15.39%</b>

Recoverable works contract values were estimated at the time of budget preparation. As the year progresses these contract values have been confirmed as lower than initial estimates. Associated income and expenditure will be reduced in the upcoming forecast.

<b>Income tax equivalents</b>	2021-22	Actual as %
Actual	<b>\$0.0m</b>	
Budget	<b>\$3.9m</b>	<b>1.27%</b>

The budget includes amounts of \$3.6m for the Gladstone Area Water Board income tax equivalents. These receipts are expected later in the financial year.

The remaining budget of \$0.3m relates to the Gladstone Airport Corporation competitive neutrality fees, which are recognised quarterly.

<b>Grants, subsidies, contributions and donations</b>	2021-22	Actual as %
Actual	<b>\$1.5m</b>	
Budget	<b>\$10.3m</b>	<b>14.92%</b>

General purpose grants (Financial Assistance Grant) make up \$8.3m of this budget, to be received in instalments. A significant portion (50%) of this income is received at the end of the financial year resulting in timing differences early in the year.

### Capital Revenue

<b>Total capital revenue</b>	2021-22	Actual as %
Actual	<b>\$1.5m</b>	
Budget	<b>\$16.7m</b>	<b>9.47%</b>

## GENERAL MEETING AGENDA 16 NOVEMBER 2021

Minimal capital revenue has been recognised for the current financial year to date primarily being Roads to Recovery funding for Turkey Beach Road (\$0.6m) and COVID Works for QLD funding for Sewerage Pump Station Upgrades (\$0.6m).

The following projects have budgeted capital revenue greater than **\$1.0m**:

- Gladstone Aquatic Centre Upgrade – Stage 2 (Federal) **\$1.6m**
- Benaraby Landfill – Capping of Cell 2 (Federal) **\$1.1m**
- Asphalt Overlay and Bitumen Reseals (Federal) **\$1.1m**
- A01 to Gladstone Wastewater Treatment Plant Partial Main Replacement (Federal) **\$2.0m**
- Gladstone Sewer Mains Renewal (State) **\$2.2m**

### Expenditure

Year to date expenditure, although marginally lower than pro-rata rate, is tracking in line with expectations for this time of year.

#### Recurrent expenditure

<b>Total recurrent expenditure</b>	2021-22	Actual as %
Actual	<b>\$63.1m</b>	
Budget	<b>\$200.3m</b>	<b>31.52%</b>

Of note:

<b>Employee benefits</b>	2021-22	Actual as %
Actual	<b>\$22.5m</b>	
Budget	<b>\$66.5m</b>	<b>33.86%</b>

Employee benefits are the largest component of Councils recurrent expenditure.

Allocation of wages to capital projects has been slightly below the pro-rata budget rate. While this does result in a timing variance, it is not cause for concern at this stage of the year, as the capital program is not forecast to be delivered in a linear fashion. It is expected that the allocation of wages to capital will increase in line with the delivery of the capital program.

The average vacancy rate for the year-to-date is 7.5%, compared to a budgeted 6%.

<b>Contractors and consultants</b>	2021-22	Actual as %
Actual	<b>\$7.2m</b>	
Budget	<b>\$31.3m</b>	<b>22.85%</b>

Significant budgets for contractors and consultants are held in the areas of asset management, road services, parks & environment, water, sewerage, strategic information technology and economic development. Expenditure is expected to increase in line with budget as the year progresses.

As is the case with recoverable works income, contractor expenses associated with recoverable projects have been confirmed as lower than initial estimates and will be revised in the forecast.

## GENERAL MEETING AGENDA 16 NOVEMBER 2021

<b>Equipment expenses</b>	2021-22	Actual as %
Actual	<b>\$0.9m</b>	
Budget	<b>\$2.0m</b>	<b>45.15%</b>

Costs relating to external hire of plant and equipment have exceeded the budget year-to-date, particularly in the areas of roads and parks.

Delivery of works utilising wet or dry plant hire is impacted by scheduling and internal resource availability. This can result in savings within contractor expenses that are offset by external plant hire that was not included in the budget.

<b>Motor vehicle expenses</b>	2021-22	Actual as %
Actual	<b>\$0.6m</b>	
Budget	<b>\$1.1m</b>	<b>48.90%</b>

Motor vehicle expenses incorporating parts & materials, outside repairs and tyres are all exceeding year to date budget. It is expected that the reduced maintenance costs flowing on from the fleet replacement program will reverse this trend as the year progresses.

<b>Staff and Councillor associated expenses</b>	2021-22	Actual as %
Actual	<b>\$0.4m</b>	
Budget	<b>\$1.9m</b>	<b>19.44%</b>

Costs relating to recruitment costs and medicals have been minimal for the year-to-date.

Non-mandatory training is also below pro-rata budget. Opportunities for face-to-face training are impacted by the ongoing COVID-19 situation, with the budget allowing for attendance where possible. Spending will continue to be monitored and adjusted where appropriate in the next forecast.

<b>Finance Costs - QTC</b>	2021-22	Actual as %
Actual	<b>\$0.3m</b>	
Budget	<b>\$0.5m</b>	<b>48.73%</b>

Interest expenses up to the end of September have been recognised. The budget for finance costs incurred is offset by the budgeted quarterly contributions from the Gladstone Airport Corporation (GAC) towards the runway loan. The resulting timing difference will correct as the year progresses and contributions are received.

**Statement of Financial Position**

	<b>Current Value</b>	<b>Budget</b>	<b>Current as %</b>
Year-to-date Assets	<b>\$2.6b</b>	<b>\$2.5b</b>	<b>102.25%</b>
Year-to-date Liabilities	<b>\$157.5m</b>	<b>\$139.4m</b>	<b>113.00%</b>

Receivables and cash balances are both currently high following the rates generation.

The budget for liabilities reflects the expected position at 30 June 2022. The current balance includes a \$5.2m provision for the restoration of cell 2a of the Benaraby Landfill. This provision is expected to be utilised during 2020-21.

Contract liabilities of \$7.6m reflect funds that have been received but not utilised. As the relevant projects progress, the revenue will be recognised and this balance will reduce.

Further, as borrowings are repaid during the year, the actual result will reduce and align closer to budget.

**Capital Expenditure**

	<b>Actual</b>	<b>Budget</b>	<b>Actual as %</b>
Year to date capital expenditure	\$16.1	\$73.5m	21.95%
Including commitments (open purchase orders)	\$31.2m		42.41%

Of the \$15.1m in commitments, \$3.4m relates to fleet replacement, \$1.4m relates to the Baffle Creek crossing (Gorge Road) project and \$1.3 relates to asphalt overlays and bitumen reseal projects.

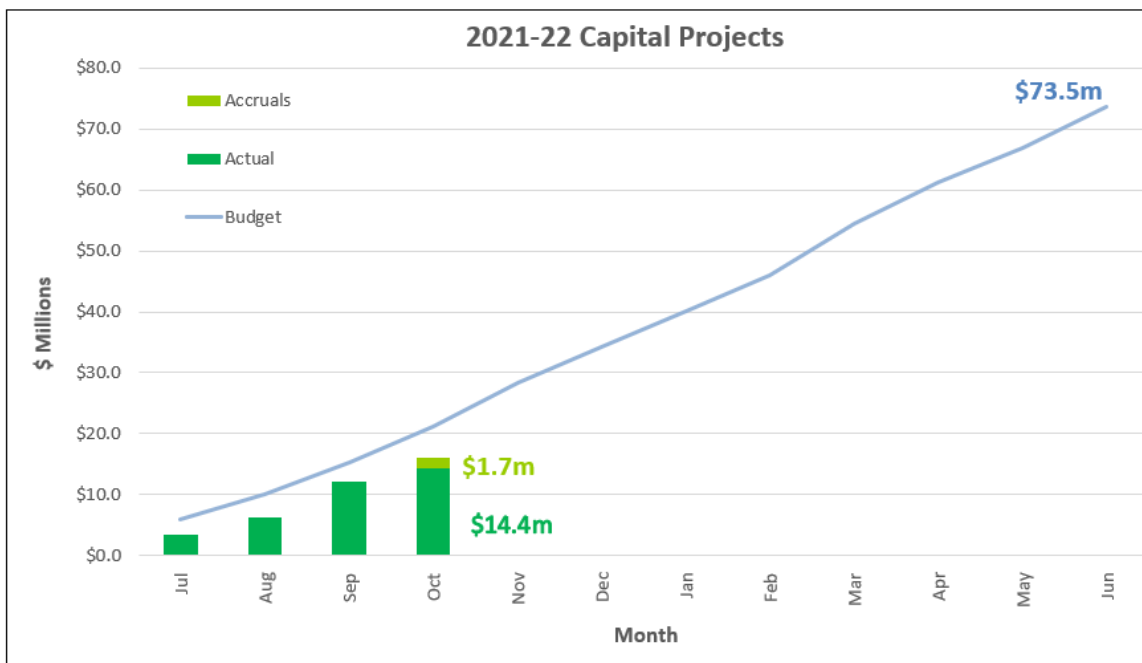
Accrual estimates of \$1.7m have been included in the actuals, to account for major claims relating to October work as at 27 October 2021.



**GENERAL MEETING AGENDA 16 NOVEMBER 2021**

Capital expenditure against groups with significant capital expenditure budgets is shown in the table below:

Group	YTD Actual	Commitments	Budget	Actual as % of Budget
Road Assets	\$3.9m	\$6.3m	\$24.5m	16%
Sewerage Assets	\$3.6m	\$2.2m	\$17.2m	21%
Asset Governance	\$0.0m		\$5.0m	0%
Water Assets	\$3.2m	\$1.2m	\$5.7m	55%
Delivery Support and Performance	\$2.6m	\$3.4m	\$8.0m	33%
Waste Assets	\$0.3m	\$0.1m	\$2.4m	13%
Property Assets	\$1.5m	\$1.4m	\$6.7m	22%
Parks & Environment Assets	\$0.1m		\$1.1m	6%
Community Development & Events	\$0.2m		\$1.1m	14%
Other	\$0.8m	\$0.5m	\$1.8m	46%
<b>Total</b>	<b>\$16.1m</b>	<b>\$15.1m</b>	<b>\$73.5m</b>	<b>22%</b>



**Outstanding Rates**

Outstanding rates, as a percentage of gross rates levied for 2021-22, and collectible, is at 12.85% at the end of October 2021, compared to 15.25% for the same period last year.

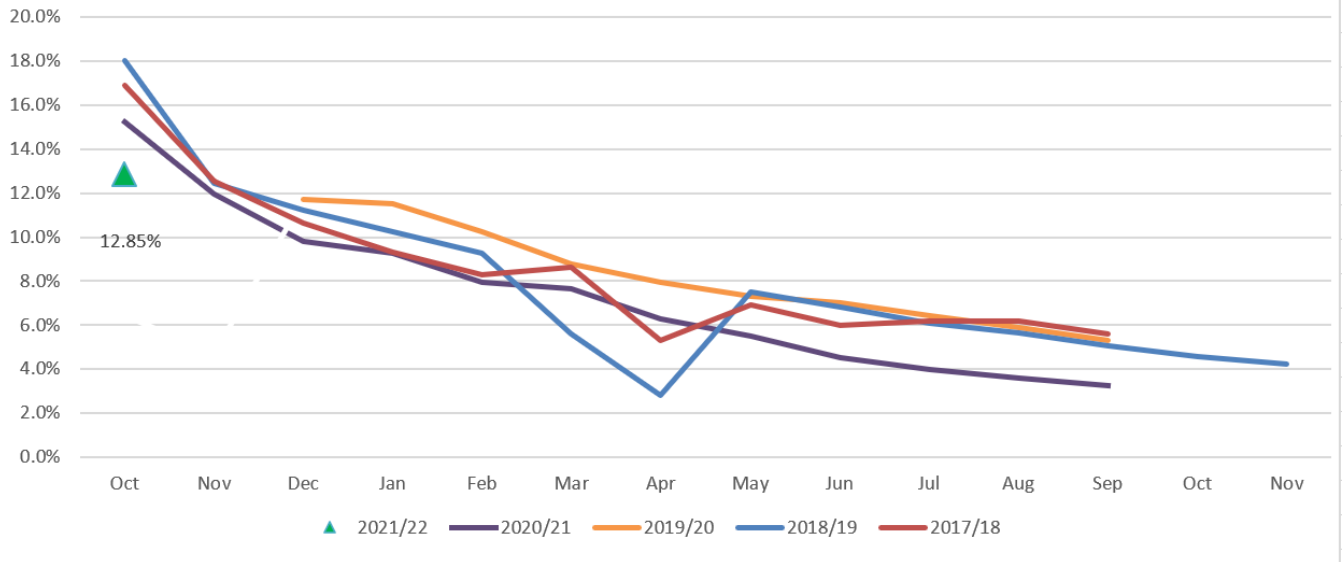
Of the \$23.0m of outstanding rates 15.34% relates to commercial / industrial assessments and 84.66% represents residential assessments.

**GENERAL MEETING AGENDA 16 NOVEMBER 2021**

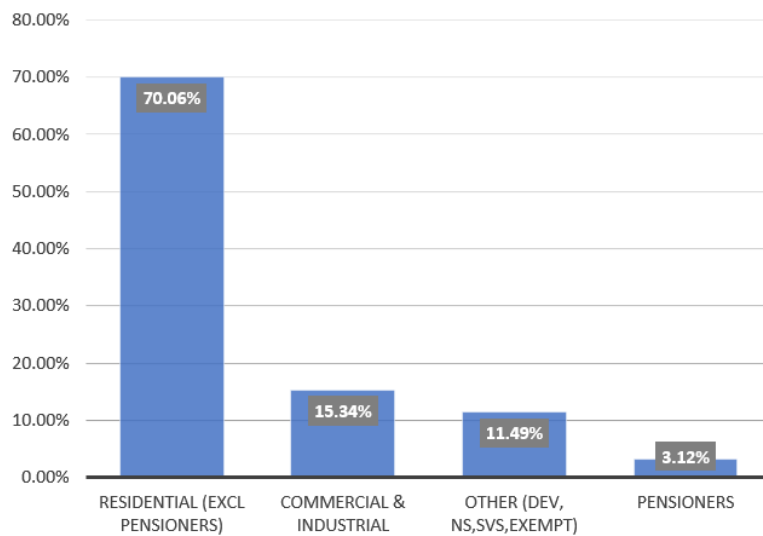
These figures include \$3.5m of rates that are currently being repaid under an authorised payment plan, for which there were 36 commercial/industrial assessments and 1,262 residential assessments. A total of 1,298 assessments, which is an increase from 968 assessments in September 2021. This movement is a result of new arrangement entered into since rates notices posted

There were 4,487 ratepayers who had paid their rates in advance, in the amount of \$4.6m.

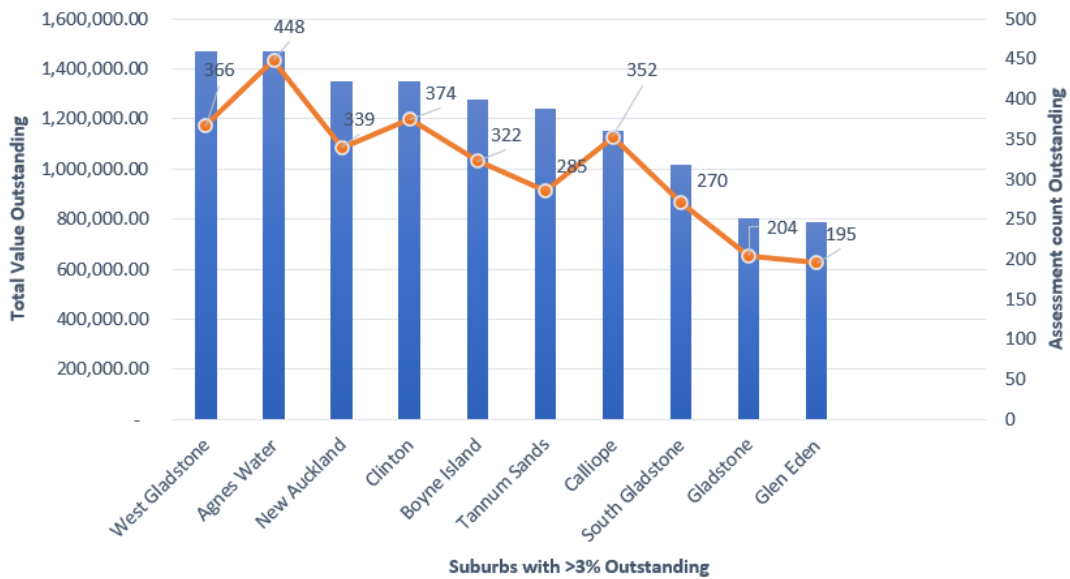
**Outstanding Rates**



**Outstanding Rates & Charges at 26/10/2021**



### Residential Rates & Charges Outstanding > 3% per Suburb



### Sustainability Ratios

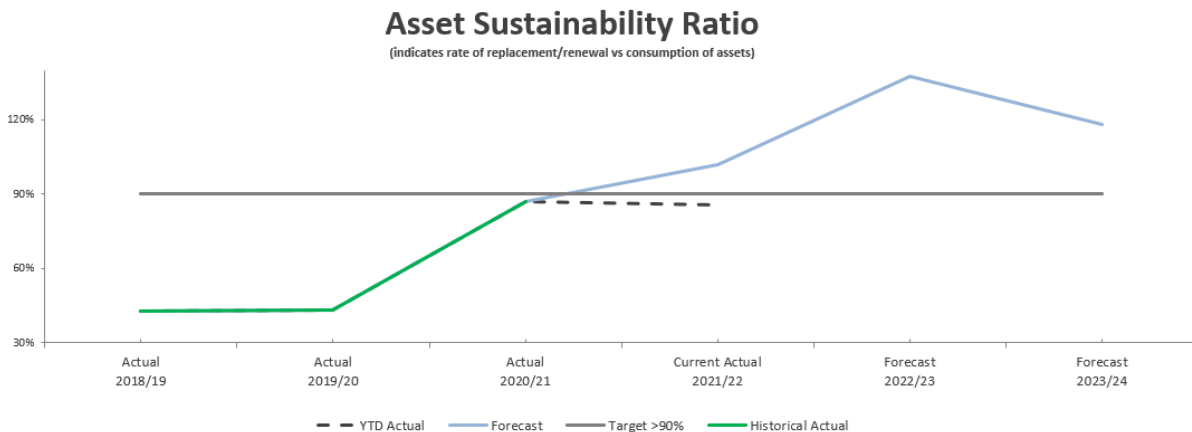
Financial ratios provide a useful snapshot of Council’s financial status and emerging trends. Individual ratios do not provide enough information to form a comprehensive opinion of Council's financial position and performance, but when the right mix of ratios are considered together, they become a valuable tool in analysing Council's overall financial performance.

#### Asset Sustainability Ratio

This ratio compares Council's expenditure on capital renewal assets with the rate at which our assets are depreciating. As Council invests in the renewal of its asset base on a rolling cycle, the expected results can vary from year to year. The results for a single year are dependent on the delivery of renewal projects in the capital program.

Infrastructure renewals have accounted for 67.44% of capital expenditure with the balance on new and upgrade projects. The 2021-22 capital budget includes a significant allocation to renewal projects, and Council is expecting to exceed the target asset sustainability ratio this year.

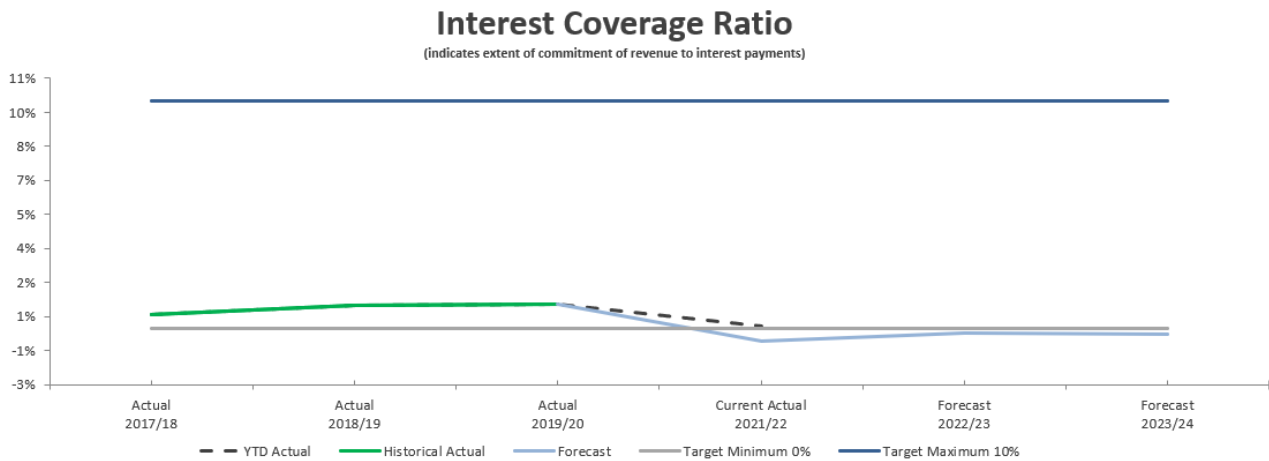
Asset Sustainability Ratio			
CURRENT YTD	PRIOR YTD	BUDGET	TARGET
85.44%	26.15%	101.77%	>90%



Interest Coverage Ratio

This ratio indicates the percentage of operating revenue required to cover net interest costs. The ratio is reflecting a positive result which is expected to reduce as interest revenue increases following the due date for rates and the associated investing activity and recovery activity.

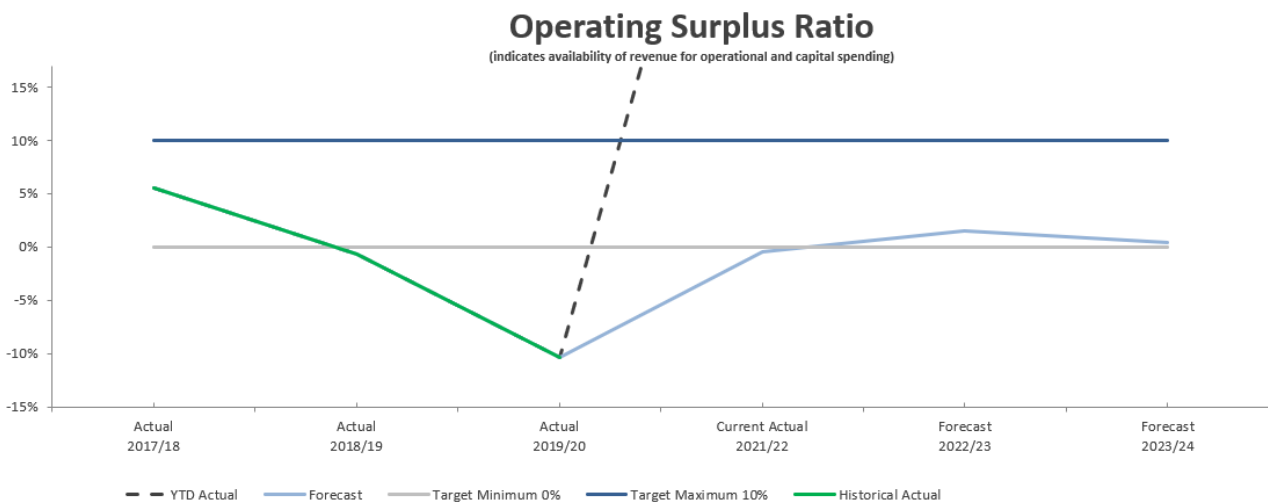
<b>Interest Coverage Ratio</b>			
<b>CURRENT YTD</b>	<b>PRIOR YTD</b>	<b>BUDGET</b>	<b>TARGET</b>
<b>0.06%</b>	<b>0.56%</b>	<b>(0.61%)</b>	<b>0 - 10%</b>



Operating Surplus Ratio

A positive result for this ratio indicates that operating revenue can be used to fund capital expenditure, on top of the operational costs of Council. The results are currently skewed due to the generation of annual rates and other charges. This will align closer to budget as the year progresses.

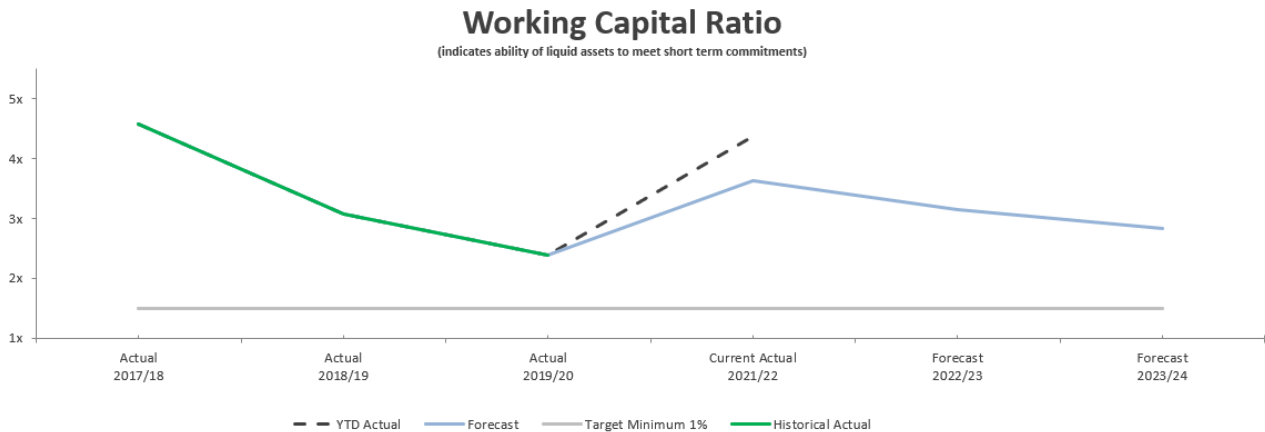
<b>Operating Surplus Ratio</b>			
<b>CURRENT YTD</b>	<b>PRIOR YTD</b>	<b>BUDGET</b>	<b>TARGET</b>
<b>57.56%</b>	<b>59.19%</b>	<b>(0.45%)</b>	<b>0 - 10%</b>



Working Capital Ratio

The working capital ratio shows the ability of Councils current assets, to cover the commitments of its current liabilities. Following the rates generation, Council has a significant balance of receivables, causing this ratio to reflect very favorably. The results will align closer to budget as the year progresses.

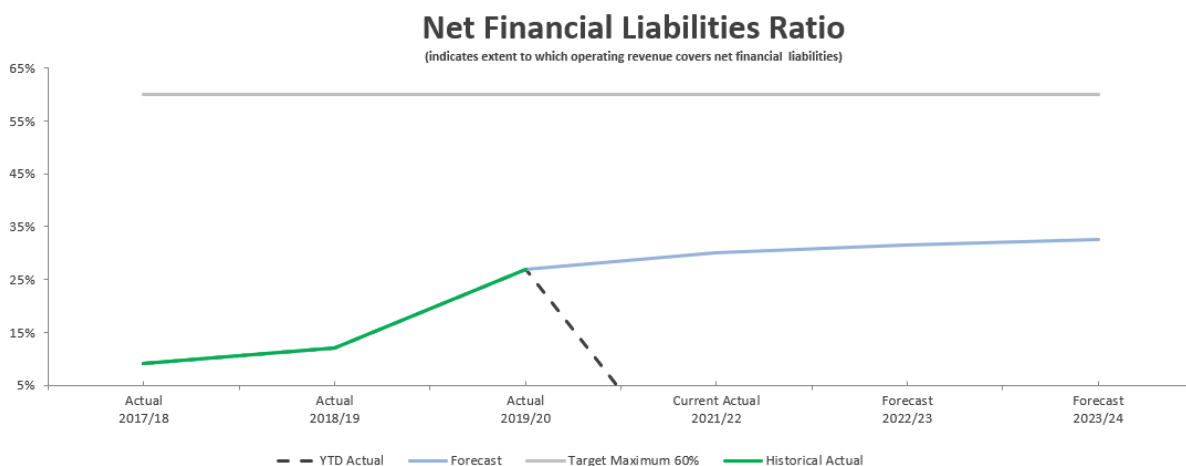
<b>Working Capital Ratio</b>			
<b>CURRENT YTD</b>	<b>PRIOR YTD</b>	<b>BUDGET</b>	<b>TARGET</b>
<b>3.87x</b>	<b>4.67x</b>	<b>3.12x</b>	<b>Greater than 1:1</b>



Net Financial Liabilities Ratio

The ratio shows the extent to which operating revenue covers net financial liabilities. Again, the results are skewed following the rates generation which has created both high income and a high receivables balance.

<b>Net Financial Liabilities Ratio</b>			
<b>CURRENT YTD</b>	<b>PRIOR YTD</b>	<b>BUDGET</b>	<b>TARGET</b>
<b>(19.05%)</b>	<b>(51.24%)</b>	<b>30.07%</b>	<b>&lt; 60%</b>

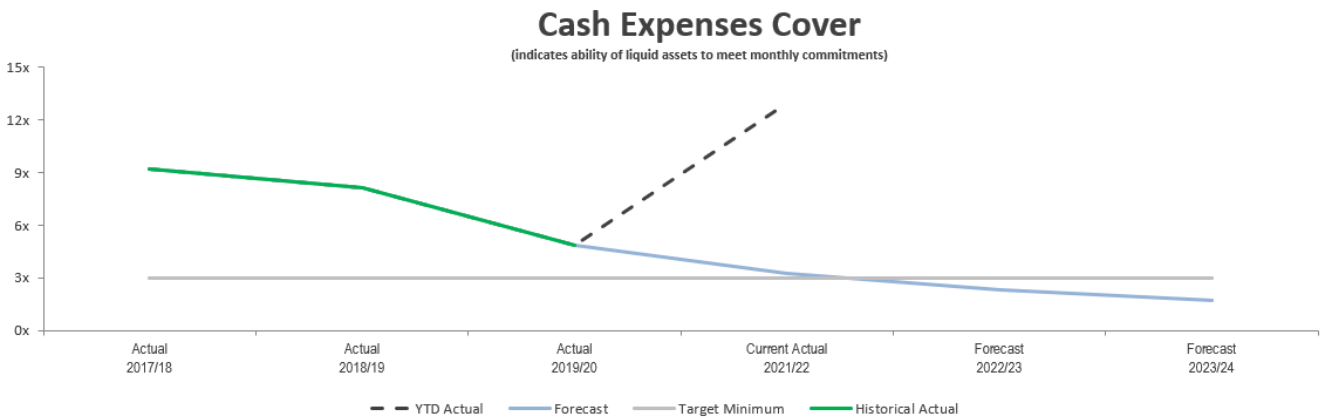


**GENERAL MEETING AGENDA 16 NOVEMBER 2021**

Cash Expenses Cover Ratio

This ratio indicates the number of months that Councils cash balance could cover its monthly cash expenses. The current result reflects a continuing strong cash position proportional to operating costs. This is due to the high cash balance following the rates due date.

<b>Cash Expenses Cover Ratio</b>			
<b>CURRENT YTD</b>	<b>PRIOR YTD</b>	<b>BUDGET</b>	<b>TARGET</b>
<b>12.93x</b>	<b>16.17x</b>	<b>3.24x</b>	<b>&gt; 3x</b>



**Options, Risk and Opportunity Analysis:**

Nil.

**Communication and Consultation:**

The report seeks specialist input regarding budget from Systems Modelling and Metrics Specialist and Cost Analyst. Capital expenditure commentary is provided through Manager Works Planning and Scheduling. Information relative to outstanding rates and prepaid rates is sought from Manager Revenue Services.

**Legal Strategy and Policy Implications:**

Council is required to receive an update at least monthly relative to its financial position, *Section 204 Local Government Regulation 2012*.

**Financial and Resource Implications:**

Nil.

**Summary:**

Nil.

**Anticipated Resolution Completion Date:**

19 October 2021

**GENERAL MEETING AGENDA 16 NOVEMBER 2021**

**Attachments:**

1. Monthly Financial Statements for the period ending 27 October 2021
2. Operating Statements for month end October

**Tabled Items:**

Nil.

**Report Prepared by:** Systems and Reporting Accountant

**G/5. COUNCILLORS REPORT**



**G/6. URGENT BUSINESS**

Nil.

**G/7. NOTICE OF MOTION**

Nil.

**G/8. CONFIDENTIAL ITEMS**

Nil.